



Tyton-SIT Viper[®] FKM / VITON



Tyton-SIT Viper[®]

VIP-Polymers Ltd are recognised as the leading global manufacturers of Tyton-SIT self-restrained gaskets for ductile iron pipe. VIP have developed Tyton-SIT Viper[®] in response to developments in the industry standard BS EN 545: 2010 moving from 'K' classes to 'preferred class'.

Reduced time and material costs



Designed to suit Tyton[®] sockets, Tyton-SIT Viper[®] self restrained gaskets (DIN 28603) for ductile iron pipe provide a number of time a cost savings compared to other non-restrained alternatives:
Please check with the pipe manufacture that the pipe supplied is suitable for gaskets to DIN 28603.

Reduced number of components compared to flange connections and mechanical restraints

- Fewer products for distributors to stock / distribute
- Fewer products to install on site leading to reduced installation times and material costs

Removes the need for thrust blocks

- Trenches can be smaller, saving time and money
- No need for concrete - (saving money and eliminating the need for disposal of soil removed from trench)
- None of the associated downsides of concrete thrust blocks (difficult to pour in cold conditions, difficult to pour in confined spaces, systems cannot be tested until concrete has set).



DN	PFA (bar)	Pipe Class	Minimum Wall Thickness (mm)	Number of Restraining Teeth	Degree of Angular Deflection
80	16	40	3.0	4	3°
100	16	40	3.0	5	3°
125	16	40	3.0	5	3°
150	16	40	3.0	7	3°
200	16	40	3.1	10	3°
250	16	40	3.9	15	3°
300	16	40	4.6	20	3°
350	16	30	4.7	25	2°
400	16	30	4.8	30	2°
450	16	30	5.1	24	2°
500	16	30	5.6	32	2°
600	16	30	6.7	40	2°

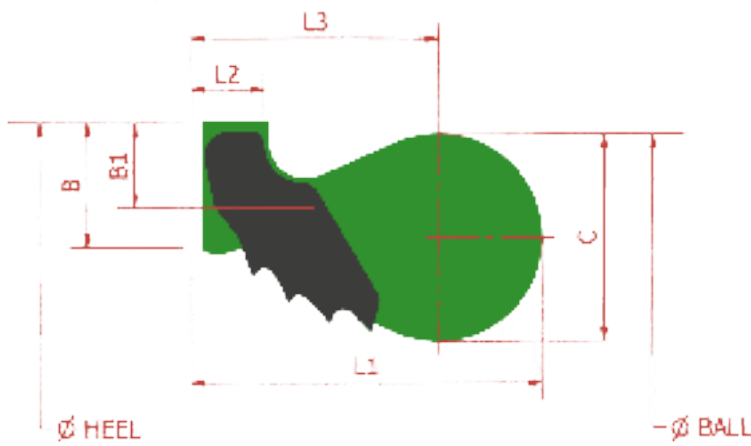
- Manufactured from FKM in accordance with BS EN 545: 2010 and BS EN 598: 2007
- Material 1.4057 (Werkstoff) or equivalent
- Suitable for use where there will be contact with chemicals or increased prolonged temperatures*
- DN80 > 600 - Hardness: 60 Shore A ± 5
- Marker rings available on request
- For a comprehensive guide of the chemical compatibility of the FKM material contact technical sales.



EN 681-1



Tyton-SIT Viper[®] FKM / VITON



DN	Part Weight (kg)	Carton Qty
80	0.190	150
100	0.217	100
125	0.281	75
150	0.316	60
200	0.550	30
250	0.750	25
300	1.113	20
350	1.640	10
400	1.840	7
450	1.968	8
500	2.531	5
600	2.988	4

DN	Ball	Tolerance	Heel	Tolerance	B	Tolerance	B1	Tolerance	C	Tolerance	L1	Tolerance	L2	Tolerance	L3	± 1	R
80	124	± 1	126	± 1	10	± 0.3	4.5	± 0.5	16	+0.5/-0	26	± 1	5	+0.4/-0.2	18	± 1	3.5
100	144	± 1	146	± 1	10	± 0.3	4.5	± 0.5	16	+0.5/-0	26	± 1	5	+0.4/-0.2	18	± 1	3.5
125	171	± 1	173	± 1	10	± 0.3	4.5	± 0.5	16	+0.5/-0	26	± 1	5	+0.4/-0.2	18	± 1	3.5
150	198	± 1.5	200	± 1.5	10	± 0.3	4.5	± 0.5	16	+0.5/-0	26	± 1	5	+0.4/-0.2	8	± 1	3.5
200	254	± 1.5	256	± 1.5	11	± 0.3	5	± 0.5	18	+0.5/-0	30	± 1	6	+0.5/-0.3	21	± 1	4
250	308	± 1.5	310	± 1.5	11	± 0.3	5	± 0.5	18	+0.5/-0	32	± 1	6	+0.5/-0.3	23	± 1	4
300	364	± 1.5	366	± 1.5	12	± 0.3	5.5	± 0.5	20	+0.5/-0	34	± 1	7	+0.5/-0.3	24	± 1	4.5
350	418	± 2	420	± 2	12	± 0.3	5.5	± 0.5	20	+0.5/-0	34	± 1	7	+0.5/-0.3	24	± 1	4.5
400	473	± 2	475	± 2	13	± 0.3	6	± 0.5	22	+0.5/-0	38	± 1	8	+0.5/-0.3	27	+1/-2	5
450	526	± 2	528	± 3	13	± 0.3	6	± 0.5	22	+0.5/-0	38	± 1	8	+0.5/-0.3	27	+1/-2	5
500	581	± 3	583	± 3	14	± 0.3	6.5	± 0.5	25	+0.5/-0	42.5	+1/-2	9	+0.5/-0.3	30	+1/-2	5.5
600	690	± 3	692	± 3	15	± 0.3	7	± 0.5	27	+0.5/-0	46.5	+1/-2	10	+0.5/-0.3	33	+1/-2	6

Information contained in this data sheet is up-to-date and correct as at the date of issue. We reserve the right to change any information without prior notice.

N.B. Nitrile (NBR) Viper gaskets are available for wastewater applications. N.B. *Tyton SIT VIPER gaskets are not suitable for above ground applications. Please contact the Technical Sales Team for further details - +44(0)1480 411333

