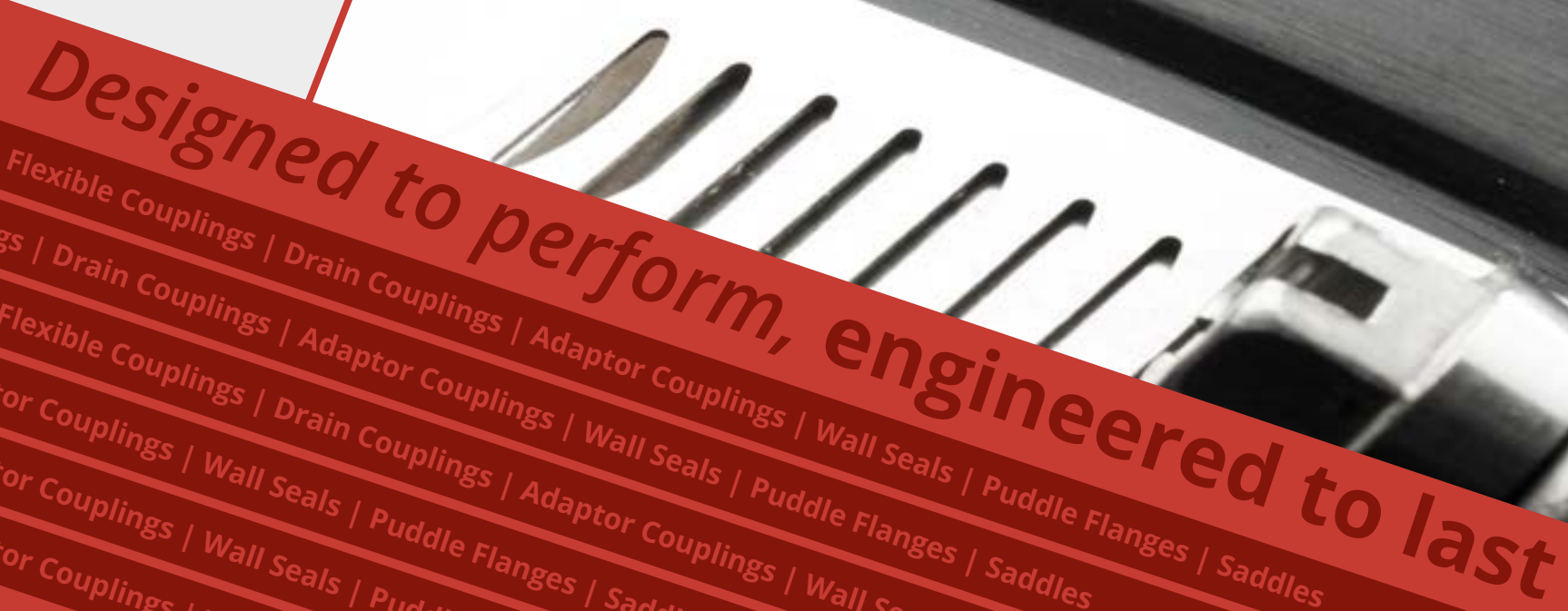




Plumb Plus Xtra Xtra<sup>Plus</sup> Chem Xtreme



***Designed to perform, engineered to last***

Flexible Couplings | Drain Couplings | Adaptor Couplings | Wall Seals | Puddle Flanges | Saddles  
 Flexible Couplings | Drain Couplings | Adaptor Couplings | Wall Seals | Puddle Flanges | Saddles  
 Flexible Couplings | Drain Couplings | Adaptor Couplings | Wall Seals | Puddle Flanges | Saddles  
 Flexible Couplings | Drain Couplings | Adaptor Couplings | Wall Seals | Puddle Flanges | Saddles  
 Flexible Couplings | Drain Couplings | Adaptor Couplings | Wall Seals | Puddle Flanges | Saddles



# Designed to perform....

## VIP-Polymers Ltd

With 100 years of manufacturing heritage, VIP-Polymers Ltd has stayed on the cutting edge of materials technology by constantly looking to the future and driving product innovation through design.

As leading providers of high performance rubber mouldings and extrusion products to the water, utilities and infrastructure markets, we are a company that has a truly global reach with operations in UK, India and China.

## VIPSeal™ flexible couplings

Designed to perform and engineered to last – VIPSeal™ is a versatile range of flexible couplings and adaptors for joining and repairing low pressure and non-pressurised pipes of any material and size combination.

As the pipe technology market has diversified, the range of materials, sizes and designs has created ever more complex sealing challenges meaning no two installations are ever the same. Recognising this, VIP-Polymers has responded to the market by innovating in the area of materials, design and full in-house engineering profiles with VIPSeal™.

Manufactured at our multi-million pound, state-of-the-art UK facility, every product in the robust VIPSeal™ range meets the requirements of UK and several international standards.

**Built to the very latest designs and engineered from the very best materials – we set out to make VIPSeal™ the very best, most reliable range of pipe seals on the market.**

VIP-Polymers offer total vertical integration and full control of the manufacturing process from raw material sourcing and compound formulation to product design, testing and refinement – the seals are simple to install and exceptionally reliable meaning you get the pipe connection sealed correctly, first time, every time.

- ✓ *Designed, Tested & Manufactured in the UK*
- ✓ *Constructed using the highest quality raw materials*
- ✓ *Tested to UK & International material & product performance standards*
- ✓ *Constant research on the latest seal design and technology*



# Engineered to last



Tension and shear bands

Engineered for optimum resistance in most soil conditions, VIPSeal™ heavy duty tension bands and shear bands are manufactured from 1.4301(304) austenitic stainless steel for general applications.

For higher corrosion or contaminated ground areas and marine environments, grade 1.4401(316) stainless steel should be specified to eliminate the need for protective tape. **NB. If immersed in sea water please contact our technical department for further details.**



Elastomeric sleeves

All VIPSeal™ elastomeric sleeves are manufactured in-house using the highest quality raw materials to create the finest EPDM, SBR, NBR and FKM synthetic rubber.

As such, the coupling sleeves offer excellent resistance to sewerage and drainage effluent. Where hydrocarbons, fats, oils or greases may be present, nitrile rubber (NBR) should be used.

VIPSeal™ also manufacture in FKM for applications where higher chemical resistance is required at special request. VIPSeal™ rubber components are kitemarked in compliance with BS EN 681-1.



BS EN 681-1



Performance

Pressure Resistance

Correctly installed VIPSeal™ couplings will withstand the following maximum pressures:

Range	Pressure up to
Standard couplings with or without bushes (VSC/VBC)	2.5 bar
Standard and extra wide couplings with or without bushes (VLC/VLCW/VBC)	1.5 bar
Standard extra wide couplings (VSCW)	2.5 bar
Wraparound couplings (VWRC)	0.6 bar
Drain couplings (VDC)	0.6 bar
Adaptor couplings (VAC)	0.6 bar

Recommended Torque for VIPSeal™ Couplings

Coupling Size Range	Recommended Torque BS EN 295-4	WIS 4-41-01	Tightening Device
VSC/VSCW/VDC/VWRC			
Up to 100mm	6 N-m	6 N-m	
100 - 290mm	6 N-m	6 N-m	
310 - 385mm	10 N-m	10 N-m	
410 - 620mm	13 N-m	13 N-m	
VLC/VLCW/VWRC			
600 - 1200mm	20 N-m	N/A	
1201 - 2000mm	25 N-m	N/A	
VAC			
Up to 290mm	6 N-m	N/A	
310 - 385mm	10 N-m	N/A	
Above 390mm	13 N-m	N/A	

Primarily used in sewers, drains and other low and non-pressurised applications, VIPSeal™ standard couplings join pipes of virtually any material or diameter.

Constructed from the highest quality elastomeric rubber, the standard coupling provides shear resistance under heavy earth loads and is bolstered by stainless steel tension bands that create a leak proof seal. All standard couplings comply with BS EN 295-4, WIS 4-41-01, DIBT/MPA (Germany), VA (Scandinavia), WSAA - AS/NZS 4327 (Australasia) and the new BS EN 16397 standards.

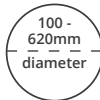
Standard coupling applications:

- ✓ As a coupling to join plain ended pipes
- ✓ To repair damaged sections of pipe
- ✓ Where a post or lateral connection is required
- ✓ Where the diameters of pipe differ
- ✓ Joining short and cut lengths of pipe
- ✓ Introducing rocker pipes to an outside structure or manhole
- ✓ As a connection for soil, waste and vent applications

Ref No.	Size Range	Width
VSC65	50 - 65mm	90mm
VSC75	65 - 75mm	108mm
VSC95	80 - 95mm	100mm
VSC100	85 - 100mm	80mm
VSC115	100 - 115mm	100mm
VSC120	110 - 121mm	120mm
VSC125	110 - 125mm	120mm
VSC137	120 - 137mm	120mm
VSC150	125 - 150mm	120mm
VSC165	140 - 165mm	120mm
VSC175	150 - 175mm	120mm
VSC180	160 - 180mm	120mm
VSC200	175 - 200mm	150mm
VSC215	190 - 215mm	150mm
VSC225	200 - 225mm	150mm
VSC250	225 - 250mm	150mm
VSC265	240 - 265mm	150mm
VSC275	250 - 275mm	150mm
VSC290	265 - 290mm	150mm
VSC310	285 - 310mm	190mm
VSC320	295 - 320mm	190mm
VSC335	305 - 335mm	190mm
VSC345	315 - 345mm	190mm
VSC360	340 - 360mm	190mm

Ref No.	Size Range	Width
VSC365	345 - 365mm	190mm
VSC385	355 - 385mm	190mm
VSC410	385 - 410mm	190mm
VSC425	400 - 425mm	190mm
VSC430	405 - 430mm	190mm
VSC445	420 - 445mm	190mm
VSC465	435 - 465mm	190mm
VSC470	440 - 470mm	190mm
VSC490	465 - 490mm	190mm
VSC510	480 - 510mm	190mm
VSC525	495 - 525mm	190mm
VSC540	510 - 540mm	190mm
VSC550	520 - 550mm	190mm
VSC560	530 - 560mm	190mm
VSC570	540 - 570mm	190mm
VSC580	555 - 580mm	190mm
VSC600	570 - 600mm	190mm
VSC620	590 - 620mm	190mm

Available with nitrile sleeves. Add 'N' to product code when ordering.  
Available with 316SS tension bands. Add 'A' to the product code when ordering.  
Please contact our customer services team for technical guidance.



BS EN 295-4  
WIS 4-41-01  
Complies to  
BS EN 16397

Standard large couplings (VLC)

Whatever the scale of your sealing challenge, our large couplings are engineered, designed and custom built to solve it. Using bespoke extrusion profiles to enable us to manufacture custom seals for any diameter of pipe, our large couplings come with same day or next day delivery.

All standard couplings comply with BS EN 295-4, WIS 4-41-01, DIBT/MPA (Germany), VA (Scandinavia), WSAA - AS/NZS 4327 (Australasia) and the new BS EN 16397 standards.

Available with nitrile sleeves. Add 'N' to product code when ordering.  
Available with 316SS tension bands. Add 'A' to the product code when ordering.  
Please contact our customer services team for technical guidance.

**Note: The size range is an indication of size for pricing purposes only (it is not a pipe OD range that each individual seal will fit) as each seal is made bespoke to order.**

**Pipe OD will be required at the time of order and each seal will be manufactured accordingly**

Standard large coupling applications:

- ✓ As a coupling to join plain ended pipes
- ✓ Repair damaged sections of pipe
- ✓ Where a post or lateral connection is required
- ✓ Where the diameters of pipe differ
- ✓ Joining short and cut lengths of pipe
- ✓ Introducing rocker pipes to an outside structure or manhole

Ref No.	Size Range	Width
VLC600	601 - 699mm	190mm
VLC700	700 - 799mm	190mm
VLC800	800 - 899mm	190mm
VLC900	900 - 999mm	190mm
VLC1000	1000 - 1099mm	190mm
VLC1100	1100 - 1199mm	190mm
VLC1200	1200 - 1299mm	190mm
VLC1300	1300 - 1399mm	190mm
VLC1400	1400 - 1499mm	190mm
VLC1500	1500 - 1599mm	190mm
VLC1600	1600 - 1699mm	190mm
VLC1700	1700 - 1799mm	190mm
VLC1800	1800 - 1899mm	190mm
VLC1900	1900 - 1999mm	190mm
VLC2000	2000 - 2099mm	190mm



**NB. VIPSeal™ VLC large couplings are site specific and therefore made to order other large sizes are avaiable to order contact our customer service team for further details.**



# Extra wide couplings (VSCW and VLCW)

Engineered from the same exceptional materials as our standard seals, VIPSeal™ extra wide couplings seal large diameter DN200 pipes or above.

The 300mm width of the coupling allows for greater tolerance when cutting the pipe ends along with resistance to any ground movement caused by settlement and thermal effect.

Extra wide couplings applications:

- ✓ Connection of large diameter pipes
- ✓ Repair of cracked or damaged pipes
- ✓ Instances of great angular deflection
- ✓ For use in vertical drainage applications
- ✓ Greater flexibility on site



Standard Extra Wide Couplings (VSCW)

Ref No.	Size Range	Width
VSC290W	265 - 290mm	300mm
VSC310W	285 - 310mm	300mm
VSC320W	295 - 320mm	300mm
VSC335W	305 - 335mm	300mm
VSC345W	315 - 345mm	300mm
VSC360W	340 - 360mm	300mm
VSC385W	355 - 385mm	300mm
VSC410W	385 - 410mm	300mm
VSC425W	400 - 425mm	300mm
VSC430W	405 - 430mm	300mm
VSC445W	420 - 445mm	300mm
VSC465W	435 - 465mm	300mm
VSC490W	465 - 490mm	300mm
VSC510W	480 - 510mm	300mm
VSC525W	495 - 525mm	300mm
VSC540W	510 - 540mm	300mm
VSC550W	520 - 550mm	300mm
VSC560W	530 - 560mm	300mm
VSC570W	540 - 570mm	300mm
VSC580W	555 - 580mm	300mm
VSC600W	570 - 600mm	300mm
VSC620W	590 - 620mm	300mm

Large Diameter Extra Wide Couplings (VLCW)

Ref No.	Size Range	Width
VLC600W	600 - 699mm	300mm
VLC700W	700 - 799mm	300mm
VLC800W	800 - 899mm	300mm
VLC900W	900 - 999mm	300mm
VLC1000W	1000 - 1099mm	300mm
VLC1100W	1100 - 1199mm	300mm
VLC1200W	1200 - 1299mm	300mm
VLC1300W	1300 - 1399mm	300mm
VLC1400W	1400 - 1499mm	300mm
VLC1500W	1500 - 1599mm	300mm
VLC1600W	1600 - 1699mm	300mm
VLC1700W	1700 - 1799mm	300mm
VLC1800W	1800 - 1899mm	300mm
VLC1900W	1900 - 1999mm	300mm
VLC2000W	2000 - 2099mm	300mm

Available with nitrile sleeves. Add 'N' to product code when ordering. Available with 316SS tension bands. Add 'A' to the product code when ordering. Please contact our customer services team for technical guidance.

NB, VIPSeal™ VLCW large couplings are site specific and therefore made to order. The size range is an indication of size for pricing purposes only (it is not a pipe OD range that each individual seal will fit) as each seal is made bespoke to order. Pipe OD will be required at the time of order and each seal will be manufactured accordingly

265 - 2100mm diameter and above

# Wraparound couplings (VWRC)

Ideal for repairing large diameter pipes that can't be removed or are in confined spaces, VIPSeal™ wraparound couplings allow you to repair with the damaged section in situ.

Wraparound coupling applications:

- ✓ As a repair to an isolated damage to the pipe e.g. a fracture or avoid in the pipe wall

Ref No.	Size Range	Width
VWRC300	300 - 399mm	190mm
VWRC400	400 - 499mm	190mm
VWRC500	500 - 599mm	190mm
VWRC600	600 - 699mm	190mm
VWRC700	700 - 799mm	190mm
VWRC800	800 - 899mm	190mm
VWRC900	900 - 999mm	190mm
VWRC1000	1000 - 1099mm	190mm
VWRC1100	1100 - 1199mm	190mm
VWRC1200	1200 - 1299mm	190mm
VWRC1300	1300 - 1399mm	190mm
VWRC1400	1400 - 1499mm	190mm
VWRC1500	1500 - 1599mm	190mm
VWRC1600	1600 - 1699mm	190mm
VWRC1700	1700 - 1799mm	190mm
VWRC1800	1800 - 1899mm	190mm
VWRC1900	1900 - 1999mm	190mm
VWRC2000	2000 - 2099mm	190mm

Available with nitrile sleeves. Add 'N' to product code when ordering. Available with 316SS tension bands. Add 'A' to the product code when ordering. Please contact our customer services team for technical guidance.

NB, VIPSeal™ VWRC wraparound couplings are site specific and therefore made to order.

Size indicated are for pricing purposes only.

300 - 2100mm diameter



www.vipseal.co.uk

# Fabricated & moulded bushes (VBC)

Sales Order Hotline

0800 334 5547

For use where pipe diameters differ significantly, VIPSeal™ bushes are engineered from the same high quality elastomeric rubber as our seals.

Available in varying thicknesses, the bush is put over the smaller pipe to create a larger diameter which can then fit a standard (VSC), large (VLC) or extra wide (VSCW/VLCW) coupling to create a watertight seal.

Most bushes are fabricated individually to meet the specific site requirement. Outside dimensions should be specified at time of ordering. All fabricated bushes have a width of 85mm.

Also available with nitrile sleeves. Add 'N' to product code when ordering. Please contact our customer services team for technical guidance.

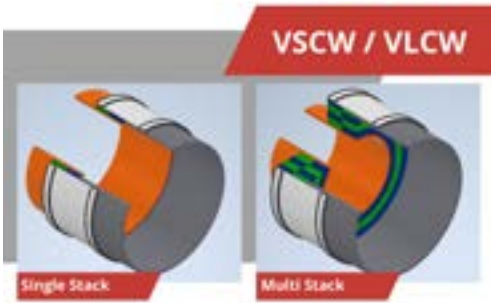

Fabricated Bushes

Ref No.	Size Range	Thickness
VBC0400	50 - 99mm	4mm
VBC0401	100 - 199mm	4mm
VBC0402	200 - 299mm	4mm
VBC0403	300 - 399mm	4mm
VBC0404	400 - 499mm	4mm
VBC0405	500 - 599mm	4mm
VBC0406	600 - 699mm	4mm
VBC0407	700 - 799mm	4mm
VBC0408	800 - 899mm	4mm
VBC0409	900 - 999mm	4mm
VBC0410	1000 - 1099mm	4mm
VBC0411	1100 - 1199mm	4mm
VBC0412	1200 - 1299mm	4mm
VBC0413	1300 - 1399mm	4mm
VBC0414	1400 - 1499mm	4mm
VBC0800	50 - 99mm	8mm
VBC0801	100 - 199mm	8mm
VBC0802	200 - 299mm	8mm
VBC0803	300 - 399mm	8mm
VBC0804	400 - 499mm	8mm
VBC0805	500 - 599mm	8mm
VBC0806	600 - 699mm	8mm
VBC0807	700 - 799mm	8mm
VBC0808	800 - 899mm	8mm
VBC0809	900 - 999mm	8mm
VBC0810	1000 - 1099mm	8mm
VBC0811	1100 - 1199mm	8mm
VBC0812	1200 - 1299mm	8mm
VBC0813	1300 - 1399mm	8mm
VBC0814	1400 - 1499mm	8mm
VBC1202	200 - 299mm	12mm
VBC1203	300 - 399mm	12mm
VBC1204	400 - 499mm	12mm
VBC1205	500 - 599mm	12mm
VBC1206	600 - 699mm	12mm
VBC1207	700 - 799mm	12mm
VBC1208	800 - 899mm	12mm
VBC1209	900 - 999mm	12mm
VBC1210	1000 - 1099mm	12mm
VBC1211	1100 - 1199mm	12mm
VBC1212	1200 - 1299mm	12mm
VBC1213	1300 - 1399mm	12mm

Ref No.	Size Range	Thickness
VBC1214	1400 - 1499mm	12mm
VBC1602	200 - 299mm	16mm
VBC1603	300 - 399mm	16mm
VBC1604	400 - 499mm	16mm
VBC1605	500 - 599mm	16mm
VBC1606	600 - 699mm	16mm
VBC1607	700 - 799mm	16mm
VBC1608	800 - 899mm	16mm
VBC1609	900 - 999mm	16mm
VBC1610	1000 - 1099mm	16mm
VBC1611	1100 - 1199mm	16mm
VBC1612	1200 - 1299mm	16mm
VBC1613	1300 - 1399mm	16mm
VBC1614	1400 - 1499mm	16mm
VBC2402	200 - 299mm	24mm
VBC2403	300 - 399mm	24mm
VBC2404	400 - 499mm	24mm
VBC2405	500 - 599mm	24mm
VBC2406	600 - 699mm	24mm
VBC2407	700 - 799mm	24mm
VBC2408	800 - 899mm	24mm
VBC2409	900 - 999mm	24mm
VBC2410	1000 - 1099mm	24mm
VBC2411	1100 - 1199mm	24mm
VBC2412	1200 - 1299mm	24mm
VBC2413	1300 - 1399mm	24mm
VBC2414	1400 - 1499mm	24mm
VBC3202	200 - 299mm	32mm
VBC3203	300 - 399mm	32mm
VBC3204	400 - 499mm	32mm
VBC3205	500 - 599mm	32mm
VBC3206	600 - 699mm	32mm
VBC3207	700 - 799mm	32mm
VBC3208	800 - 899mm	32mm
VBC3209	900 - 999mm	32mm
VBC3210	1000 - 1099mm	32mm
VBC3211	1100 - 1199mm	32mm
VBC3212	1200 - 1299mm	32mm
VBC3213	1300 - 1399mm	32mm
VBC3214	1400 - 1499mm	32mm

Moulded Bushes

Ref No.	Suitable for	Range (Pipe O/D)		Width (mm)	Thickness
		From (mm)	To (mm)		
VBCM08/160	VSC180	160	176	60	8
VBCM08/180	VSC200	180	196	75	8
VBCM08/250	VSC275	250	266	75	8
VBCM08/265	VSC290	264	280	75	8
VBCM16/164	VSC200	164	196	75	16
VBCM16/250	VSC290	250	282	75	16





Drain couplings (VDC) / End Caps (VECR)

Designed to perform in situations where resistance to heavy earth loads is reduced, VIPSeal™ drain couplings are made from the same elastomeric rubber sleeve as the standard coupling but come without the stainless steel shear band. They can join pipes in any material up to 275mm outside diameter.

- Drain coupling applications:
- ✓ As a coupling to join plain ended pipes
  - ✓ Repair damaged sections of pipes
  - ✓ Joining short or cut lengths of pipes
  - ✓ As an adaptor to join pipes of different material
  - ✓ As a connection for soil waste and vent applications

Available with nitrile sleeves. Add 'N' to product code when ordering.  
Available with 316SS tension bands. Add 'A' to the product code when ordering.  
Please contact our customer services team for technical guidance.

Ref No.	Size Range	Width
VDC115	100 - 115mm	100mm
VDC125	110 - 125mm	100mm
VDC135	120 - 135mm	120mm
VDC150	125 - 150mm	120mm
VDC165	140 - 165mm	120mm
VDC175	150 - 175mm	120mm
VDC185	170 - 185mm	120mm
VDC195	180 - 195mm	120mm
VDC200	175 - 200mm	150mm
VDC215	190 - 215mm	150mm
VDC225	200 - 225mm	150mm
VDC250	225 - 250mm	150mm
VDC265	250 - 265mm	150mm
VDC275	250 - 275mm	150mm
VDC290	265 - 290mm	150mm
VDC310	285 - 310mm	190mm
VDC320	295 - 320mm	190mm
VDC335	305 - 335mm	190mm
VDC360	340 - 360mm	190mm
VDC385	355 - 385mm	190mm



115 - 385mm diameter

End caps are perfect for permanent clean outs or temporary protective cap to prevent ingress of dirt and can also be used for air testing, by inserting a nipple connection (not supplied).

VIPSeal™ end caps are made from the same elastomeric rubber. They cap pipes in any material up to 465mm outside diameter.



115 - 465mm diameter

Available with nitrile sleeves. Add 'N' to product code when ordering.  
Available with 316SS tension bands. Add 'A' to the product code when ordering.  
Please contact our customer services team for technical guidance.

Ref No.	Size Range
VECR115	105 - 115mm
VECR135	125 - 135mm
VECR165	155 - 165mm
VECR190	180 - 190mm
VECR215	200 - 215mm
VECR250	235 - 250mm
VECR270	255 - 270mm
VECR315	300 - 315mm
VECR360	345 - 360mm
VECR465	450 - 465mm

Adaptor couplings (VAC)

Sales Order Hotline  
0800 334 5547

For instances where there is a significant difference in the outside diameter of pipes, VIPSeal™ adaptor couplings are step moulded and fitted with two stainless steel tension bands providing a sealing solution that's as quick to fit as it is robust.

VAR Adaptor Couplings  
VAR VIPSeal™ adaptor couplings incorporate an extra wide tension band at one end to allow a secure connection from clay pipe to structured, twin wall or ribbed plastic pipe.

- Adaptor coupling applications:
- ✓ Connection of pipes with a significantly different outside diameter
  - ✓ Connection of lateral to unadopted sewers
  - ✓ Connection of pipes to prefabricated structures e.g. manholes, inspection chambers and septic tanks
  - ✓ Connection of clay pipes to structured/twin wall/ribbed plastic pipes



35 - 420mm diameter



Wall Seals



50mm + diameter

Wall Seals

For the effective connection of pipes into manholes and other pre-cast structures, wall seals are used with pre-formed or cored holes.

They are particularly well suited to pre-cast structures or the post fitting of pipes. Wall Seals allow for angular and lateral misalignment of the pipes and provide an effective seal against water penetration along the pipe.

VWS-Wall Seals

Product Code	Pipe OD (mm)	Hole Size (mm)	ØRef A (mm)	Ref B (mm)
VWS50	50	75	77	50
VWS110	110	138	142	50
VWS125	125	151	154	50
VWS160	160	186	189	50
VWS200	200	226	230	50
VWS250	250	276	281	50
VWS315	315	341	348	50

NB. Larger fabricated wall seals are available to order. Contact customer services for further information.



Thin-walled Tank & Pipe Seals

The VWS-570 is a single lip seal, used for connecting PVC pipes to thin-walled PVC, PE or metallic tanks and pipes.

The VWS-570 fits around the inside diameter of the access hole. The design of the seal provides excellent sealing performance & significant angular deflection possibilities.

110 - 200mm diameter



**VWS-570**  
Flexible Connection  
Seal for Pipes to  
Thin Walled  
Tanks & Pipes



\*EPDM used for general applications.  
\*NBR used for Hydrocarbon applications.  
NB. Pipe connections with VWS570 shall always be laid in accordance with applicable standards and regulations. Contact our technical team for advice.

www.vipseal.co.uk

Ref No.	Size Range	Width
VAC0752	75 - 89 / 53 - 63mm	90mm
VAC1001	100 - 115 / 40 - 50mm	100mm
VAC1002	100 - 115 / 50 - 64mm	100mm
VAC1003	100 - 115 / 75 - 90mm	95mm
VAC1201	105 - 120 / 35 - 45mm	100mm
VAC1225	110 - 122 / 48 - 56mm	100mm
VAC1226	110 - 122 / 60 - 68mm	120mm
VAC1221	110 - 122 / 80 - 95mm	100mm
VAC5144	110 - 125 / 100 - 115mm	100mm
VAC1361	121 - 136 / 80 - 95mm	120mm
VAC1362	121 - 136 / 100 - 115mm	100mm
VAC1452	130 - 145 / 110 - 125mm	120mm
VAC1501	135 - 152 / 100 - 115mm	120mm
VAC1552	140 - 155 / 90 - 105mm	120mm
VAC1602	144 - 160 / 110 - 122mm	120mm
VAC1603	144 - 160 / 121 - 136mm	120mm
VAC1701	153 - 168 / 100 - 115mm	150mm
VAC1702	155 - 170 / 110 - 125mm	120mm

Ref No.	Size Range	Width
VAC1703	155 - 170 / 130 - 145mm	120mm
VAC1801	160 - 180 / 100 - 115mm	150mm
VAC1922	170 - 192 / 110 - 122mm	120mm
VAC1923	170 - 192 / 121 - 136mm	120mm
VAC1924	170 - 192 / 144 - 160mm	120mm
VAC2000	180 - 200 / 130 - 145mm	150mm
VAC2001	180 - 200 / 155 - 170mm	150mm
VAC6000	180 - 200 / 160 - 180mm	150mm
VAC2105	185 - 210 / 144 - 160mm	150mm
VAC2101	185 - 216 / 160 - 180mm	150mm
VAC2100 o/s	185 - 212 / 100 - 115mm	150mm
VAC2102	185 - 210 / 110 - 125mm	150mm
VAC2152	195 - 215 / 100 - 115mm	150mm
VAC2154	190 - 215/ 150 - 165mm	150mm
VAC2203	195 - 220/155 - 170mm	150mm
VAC2254	200 - 225/ 160 - 175mm	150mm
VAC2352	210 - 235/ 110 - 122mm	150mm
VAC2353	210 - 235/ 121 - 136mm	150mm
VAC2354	210 - 235/ 144 - 160mm	150mm

Ref No.	Size Range	Width
VAC2355	210 - 235/ 170 - 192mm	150mm
VAC2356	210 - 235/ 190 - 215mm	150mm
VAC2654	240 - 265/ 144 - 160mm	150mm
VAC2655	240 - 265/ 170 - 192mm	150mm
VAC2656	240 - 265/ 190 - 215mm	150mm
VAC2657	240 - 265/ 210 - 235mm	150mm
VAC2754	250 - 275/ 160 - 175mm	150mm
VAC2756	250 - 275/ 200 - 225mm	150mm
VAC2804	255 - 280 / 155 - 175mm	150mm
VAC9001	260 - 285/ 180 - 205mm	150mm
VAC2652	260 - 285 / 240 - 265mm	150mm
VAC2904	265 - 290/ 144 - 160mm	150mm
VAC2906	265 - 290/190 - 215mm	150mm
VAC2907	265 - 290/ 210 - 235mm	150mm
VAC2908	265 - 290/ 235 - 260mm	150mm
VAC2956 o/s	270 - 295/185 - 210mm	150mm
VAC3003 o/s	275 - 300/180 - 200mm	150mm
VAC3204	295 - 320/ 144 - 160mm	165mm
VAC3205	295 - 320/ 170 - 192mm	150mm

Ref No.	Size Range	Width
VAC3207	295 - 320/ 210 - 235mm	150mm
VAC3208	295 - 320/ 240 - 265mm	150mm
VAC3209	295 - 320/ 265 - 290mm	150mm
VAC3351 o/s	310 - 335/ 180 - 205mm	150mm
VAC3608	335 - 360/ 240 - 265mm	165mm
VAC3609	335 - 360/ 265 - 290mm	165mm
VAC3600	335 - 360/ 295 - 320mm	165mm
VAC3858	360 - 385/ 240 - 265mm	165mm
VAC3859	360 - 385/ 265 - 290mm	165mm
VAC3850	360 - 385/ 300 - 325mm	165mm
VAC4208	395 - 420/ 240 - 265mm	165mm
VAC4209	395 - 420/ 265 - 290mm	165mm

VAR Adaptor Couplings


Ref No.	Size Range	Width
VAR1500	160 - 170/170 - 192mm	100mm
VAR2250	240 - 250/ 260 - 285mm	130mm
VAR3000	325 - 335/ 360 - 385mm	165mm

o/s = offset

Available with nitrile sleeves. Add 'N' to product code when ordering.  
Available with 316SS tension bands. Add 'A' to the product code when ordering.

www.vipseal.co.uk





## Reduced Installation Times

As VIPSeal®Chem's chemical resistant properties lie in the FKM synthetic rubber that is used to manufacture the seal, there is no need for the use of a fluoropolymer (FEP) liner or expanded PTFE seals (which are commonly used on other chemical resistant sealing solutions).

Because of this, they are as simple to install as any other seal within the VIPSeal® range, allowing dramatic time savings to be made on both installation and repairs along with providing a more consistent sealing performance.

## Increased Range of Applications

By not using a fluoropolymer (FEP) liner or expanded PTFE seals, VIPSeal®Chem is able to be manufactured as an adaptor coupling. This application allows pipes with significantly different outside diameters to be joined, ensuring VIPSealChem can be used without the need to make further alterations to existing pipes or prefabricated structures.

VIPSeal®Chem couplings are manufactured to meet the demanding requirements of EN681-1 WB/WD and EN295-4 and provide a flexible and watertight connection on above and below ground drainage systems that require high resistance to a wide range of chemicals. VIPSeal®Chem also operates in a wide range of temperatures.

**Suitable for Chemical & Process Industries / Pharmaceutical & Medical Labs / Food Processing Plants / Breweries /Dairies / Hospitals / Contaminated Ground / Areas susceptible to Fuel Spillages**

### Standard couplings (VSC)

Ref No.	Size Range	Width
VSC115FKM	100 - 115mm	100mm
VSC125FKM	110 - 125mm	120mm
VSC137FKM	120 - 137mm	120mm
VSC165FKM	140 - 165mm	120mm
VSC180FKM	160 - 180mm	120mm
VSC200FKM	175 - 200mm	150mm
VSC215FKM	190 - 215mm	150mm
VSC250FKM	225 - 250mm	150mm
VSC265FKM	240 - 265mm	150mm
VSC275FKM	250 - 275mm	150mm
VSC290FKM	265 - 290mm	150mm
VSC310FKM	285 - 310mm	190mm
VSC320FKM	295 - 320mm	190mm
VSC335FKM	305 - 335mm	190mm
VSC360FKM	340 - 360mm	190mm
VSC385FKM	355 - 385mm	190mm

### Drain couplings (VDC)

Ref No.	Size Range	Width
VDC40FKM	32 - 40mm	68mm
VDC50FKM	40 - 50mm	68mm
VDC65FKM	50 - 65mm	90mm
VDC75FKM	60 - 75mm	108mm
VDC85FKM	70 - 85mm	100mm
VDC95FKM	80 - 95mm	100mm
VDC115FKM	100 - 115mm	100mm
VDC165FKM	140 - 165mm	120mm
VDC215FKM	190 - 215mm	150mm

### Adaptor couplings (VAC)

Ref No.	Size Range	Width
VAC1225FKM	110 - 122/ 48 - 56mm	100mm
VAC1221FKM	110 - 122/ 80 - 95mm	100mm
VAC5144FKM	110 - 125/100 - 115mm	100mm
VAC4000FKM	121 - 136/ 110 - 121mm	100mm
VAC1362FKM	121 - 136/ 100 - 115mm	100mm
VAC1602FKM	144 - 160/ 110 - 122mm	120mm
VAC1603FKM	144 - 160/ 121 - 136mm	120mm
VAC1922FKM	170 - 192/ 110 - 122mm	120mm
VAC1923FKM	170 - 192/ 121 - 136mm	120mm
VAC1924FKM	170 - 192/ 144 - 160mm	120mm
VAC2000FKM	180 - 200/ 130 - 145mm	150mm



### Chemical Compatibility Guide

For a comprehensive guide of the chemical compatibility of the VIPSeal®Chem range, download a copy of our Chemical Compatibility Guide with the QR Code.



The VIPSeal®Plumb Range is designed for connecting pipes with differing outside diameters for a smaller range of pipes in low/non-pressure plumbing applications.

Consisting of couplings, adaptors, elbows, tees and end caps, they are manufactured from EPDM rubber, offering the same performance and temperature range operation as all other VIPSeal® products.

### Plumbing Couplings (VDC)

Ref No.	Size Range	Width
VDC32	24 - 32mm	68mm
VDC35	30 - 35mm	70mm
VDC40	32 - 40mm	68mm
VDC43	38 - 43mm	70mm
VDC50	40 - 50mm	68mm
VDC56	48 - 56mm	70mm
VDC65	50 - 65mm	90mm
VDC68	60 - 68mm	80mm
VDC75	65 - 75mm	90mm
VDC85	75 - 85mm	90mm
VDC95	80 - 95mm	100mm

### Plumbing Adaptors (VAC)

Ref No.	Size Range	Width
VAC3428	30-34 / 24-28	70mm
VAC4032	32-40 / 24-32	70mm
VAC4335	38-43 / 30-35	70mm
VAC5032	40-50 / 24-32	70mm
VAC5040	40-50 / 32-40	70mm
VAC5643	48-56 / 38-43	70mm
VAC6542	50-65 / 35-42	70mm
VAC6843	60-68 / 38-43	70mm
VAC7564	70-75 / 59-64	70mm
VAC9050	75-90 / 40-50	70mm
VAC9064	75-90 / 50-64	70mm
VAC9256	82-92 / 48-56	80mm
VAC9268	82-92 / 60-68	80mm

### 90° Elbows (VER)

Ref No.	Size Range
VER38	30 - 38mm
VER50	40 - 50mm
VER60	50 - 60mm
VER90	78 - 90mm
VER118	106 - 118mm

### 90° Tees (VTR)

Ref No.	Size Range
VTR38	30 - 38mm
VTR50	40 - 50mm
VTR60	50 - 60mm
VTR90	78 - 90mm
VTR118	106 - 118mm

### End Caps (VECR)

Ref No.	Size Range
VECR36	28 - 36mm
VECR45	37 - 45mm
VECR55	45 - 55mm
VECR66	56 - 66mm
VECR68	60 - 68mm
VECR76	67 - 76mm
VECR85	76 - 85mm
VECR90	80 - 90mm

### Rainwater/Waste Adaptors (VDA)

Ref No.	Size Range
VDA95	110 - 35/55mm
VDA96	110 - 65/68mm






## Applications:

- For domestic, commercial or aquatic low pressure applications only
- To connect plain ended pipes of the same or different diameters
- To make repairs to damaged pipework by using short sections of pipe plus VIPSealPlumb EPDM fittings
- End caps are perfect for permanent clean outs or temporary protective cap to prevent ingress of dirt and can also be used for air testing by inserting a nipple connection (not supplied)

## Benefits:

- ✓ Suitable for above and below ground (non-adoptable) installations (excluding tees & elbows).
- ✓ Fast and multipurpose range of products for many domestic drain, waste ,vent and commercial plumbing applications.
- ✓ Commercial kitchens- suitable for high temperature “shock” discharge, e.g dishwasher
- ✓ A watertight seal
- ✓ Perfect for repairs, whether this is permanent or temporary
- ✓ VIPSeal®Plumb EPDM is a “flexi-fit” fitting to be installed on any pipe material
- ✓ Easy to install, no special tools required using a torque wrench, screwdriver, nut driver or socket
- ✓ Ideal for working in tight or confined spaces. E.g under a basin, sink, bath etc





100%  
of all connections  
with ONE (1)  
TYPE

Suitable for each: Dimension | Material | Wall thickness | Pipe geometry



Concrete DN300-2400  
Twinwall/ Corrugated pipes DN300-2400  
GRP fibreglass DN300-2400 & egg profile pipes  
14° Angular Deflection



Equipment



Learn More Online

VPS Saddle Connection:  
One design fits all pipes

The VPS Saddle is a Universal interactive side connection which allows fitment to all pipes, irrespective of material, nominal size and thickness of the wall.

It does this with the use of its unique internal seal and extensions which allow for a watertight seal no matter what the application.

There are two main variations of the VPS Saddle available based on the diameter of the connection pipe – DN150 or DN200.

Once the correct sizing for the connection pipe is confirmed you have two options available subject to the overall wall thickness

✓TYPE A – for wall thickness >50mm (>120mm max thickness before extensions needed)

✓TYPE B – for wall thickness >7mm (>80mm max thickness before extensions needed)

VPS - Lateral Docking System							
Interactive							
Connection Pipe	Type	Consisted Pipe			Drilling Hole	Packaging	
		DN	Wall Thickness			Carton	Pallet
DN	Code No	mm	From	To	mm	Unit	
150 OD 160mm	VPS300-2800/150 TYP A	300-2800	From 50mm	INFINITELY EXTENDABLE	187 (187-189)	8	64
	VPS300-2800/150 TYP B		From 7mm				
200 OD 200mm	VPS350-2800/200 TYP A	350-2800	From 50mm		230 (230-232)	4	40
	VPS350-2800/200 TYP B		From 7mm				

Watertight up to 10 bar and easy to install, FRANK puddle flanges have been designed specifically for the pressure-tight installation of pipelines in concrete walls, tanks, shafts, foundation plates, manholes and basements.

Installed on the external pipe surface to act as a barrier, they diffuse gases and hydrocarbons and are suitable for all standard steel, plastic, clay, concrete and cast iron pipes from DN20 to DN3200mm making them a perfect solution for any application.

Puddle flanges applications:

✓ To prevent water or gas getting into buildings via pipe penetrations

✓ Domestic and commercial developments

✓ Suitable for use with all smooth walled pipes provided that the pipe surface, at the point of installation, is clean, smooth and free of pores or surface imperfections

✓ Most pipe sizes can be accommodated from 20mm through to 3200mm diameter

✓ Installed on pipes during construction where water penetration has to be prevented

Materials

FRANK puddle flanges are manufactured in EPDM and NBR. EPDM is chemically resistant to a wide range of substances and offers outstanding weather and ozone resistance. For applications in connection with oil and petrol, FRANK puddle flanges made in NBR are the preferred option.



Ref No.	Size Range
VPF20	20 - 24mm
VPF25	25 - 29mm
VPF32	32 - 36mm
VPF40	40 - 44mm
VPF50	50 - 55mm
VPF63	63 - 69mm
VPF75	75 - 82mm
VPF90	90 - 97mm
VPF100	98 - 109mm
VPF110	110 - 121mm
VPF125	125 - 137mm

Ref No.	Size Range
VPF145	138 - 155mm
VPF160	160 - 170mm
VPF180	180 - 190mm
VPF200	200 - 224mm
VPF225	225 - 249mm
VPF250	250 - 279mm
VPF280	280 - 314mm
VPF315	315 - 354mm
VPF355	355 - 399mm
VPF400	400 - 449mm
VPF450	450 - 499mm

Ref No.	Size Range
VPF500	500 - 559mm
VPF560	560 - 629mm
VPF630	630 - 709mm
VPF710	710 - 799mm
VPF800	800 - 899mm
VPF900	900 - 999mm
VPF1000	1000 - 1150mm
VPF1200	1200 - 1350mm
VPF1400	1400 - 1550mm
VPF1600	1600 - 1750mm

\* Larger sizes available on request - contact customer services for further information.

Swimming pool drain pipes in walls and foundation plates

Pre-fabricated wall lead-through with flange connectors on both sides for easy installation into formwork

Integration of pipes of any outside diameter into concrete manholes

FRANK puddle flange made in oil- and petrol-resistant NBR at a filling station

House lead-ins for water supply and discharge pipes

Floor drain in industrial building



# Accessories

## Pipe Lubricant

**Universal Pipe Lubricant from VIPSeal™ is a pipe-jointing compound that has been specially formulated for use with water pipes and mains.**

Based on a vegetable soap lubricant it enables quick and easy repair of sealing joints on nearly all pipe materials including rubber, plastic, clay, cast iron and concrete.

Apply lubricant as per the pipe manufacturer's recommendation.

Comes in various sizes from 125g to 25kg. Available in full carton quantities only.



### Pipe lubricant benefits:

- ✓ Fully WRAS approved
- ✓ Cost effective
- ✓ Minimal soap bleeding in hot climates
- ✓ Based on renewable vegetable resources
- ✓ Multipurpose and suitable for all piping materials
- ✓ Easy to apply on pipes
- ✓ Excellent lubrication and slip
- ✓ Mineral oil-free, for maximum material compatibility
- ✓ Free of Tallow and other animal fats



## VIPSeal® Family



VIPSealPlus is manufactured from peroxide cured EPDM which is superior to the sulphur cured variant for elevated temperature applications and for applications that have to endure steam. Peroxide cured EPDM is recommended as continuous temperatures rise above 60°C for many years of leak free service is assured up to temperatures of 125°C. Peroxide cured EPDM has the same chemical compatibility as the standard VIPSeal range (sulphur cured EPDM).



VIPSealXtra is manufactured from sulphur cured Nitrile which is an effective material for applications that are exposed to mineral oils, fats and greases when constant temperatures remain below 60°C.



VIPSealXtraPlus is manufactured from peroxide cured Nitrile which is superior to the sulphur cured variant for elevated temperature applications. Peroxide cured Nitrile as continuous temperatures rise above 60°C for many years of leak free service is assured up to temperatures of 100°C.



VIPSealXtreme is manufactured from FFKM and is suitable for applications found in chemical and process industries. With a resistance to aggressive chemicals and CWT exceeding 200°C, VIPSealXtreme is designed for the toughest conditions.

\*For any of the above applications, please refer to our technical department to discuss your requirements.

# Installation

## Standard / Extra wide couplings

**Insertion of a junction or repair of existing pipeline using standard or extra wide couplings.**

- a. If repairing an existing section of pipe - Cut section from the pipeline using pipe cutter or disc saw and remove. This should be about 20mm longer than the junction or new section of pipe to be installed.
1. Mark off half a coupling width from each joint on each pipe section.
  2. Loosen the tension and shear bands on the coupling and then slide the coupling onto each end of the existing pipe line (lubricant not required).
  3. Position the new junction or pipe length and centre a coupling over one joint at a time using the marks previously made then begin to tighten up the worm drives, starting with the tension bands followed by the shear band.
  4. Check each tension and shear band with a torque wrench to the recommended torque shown on each coupling. Once completed, carefully tamp bedding under the pipeline if applicable.



## Adaptor / Drain couplings

### Drain Couplings

1. Slide the coupling fully onto the pipe, position the next pipe.
2. Mark one pipe at half a coupling width from the joint.
3. Centre the coupling over the joint using the mark.
4. Tighten the tension bands to recommended torque and carefully tamp bedding under the pipeline.

### Adaptor couplings

1. Slide coupling fully onto larger pipe.
2. Mark the smaller pipe at half a coupling width from the joint.
3. Insert smaller pipe up to the mark.
4. Tighten the tension bands to recommended torque and carefully tamp bedding under the pipeline.



## Bushes

### Standard coupling using a bush

1. Slide the bush over the end of the smaller pipe, loosen the clamps on the coupling and place over the larger pipe.
2. Butt pipes together and slide over the coupling until the ends are level (lubricant not required).
3. Tighten central shear band and the tension bands to recommended torque.
4. After assembly of joint carefully tamp bedding under the pipeline.





# Pipe Table (DN40-DN100/DN100-DN600)

Guidance figures for a variety of material diameters are provided in the tables.

(NB: these are not intended to be a substitute for site measurements).

Adaptor couplings allow different diameter pipes to be connected. Bushes are also available in a variety of sizes and thicknesses to allow the standard range of couplings to connect pipes which may have a considerable difference in their outside diameters.

\* Also referred to as salt glazed ware or vitrified clay.



Pipe Type	Nominal Sizes (DN)								Imperial Sizes				
Pipe Classification	40	50	65	70	75	80	82	100	2	2.5	3	3.5	4
Cast Iron BS416 (Soil)		63			89			114	63/65	73	89	99.2	114
Cast Iron BS437 (Drain)		65			92			119			92		120
Cast Iron SMU/Ensign/SML		60		80				112					
Cast (Spun) Iron BS1211 (A,B)	55.9	69.1	82.3			95.5		121.9					
Cast (Spun) Iron BS1211 (C,D)	55.9	69.1	82.3			95.5		121.9					
Copper		54.1		66.8	76.3			108.3		66.8	79.9		106.3
Galvanised Steel BS3868		60.2	76			88.7		113.9					
PVCu							82.8	110					
muPVC		54.3											
ABS	42.9	55.9											
Polypropylene	41/42.75	54.1											
Aluminium		63			76			102					

Pipe Type		Nominal Sizes (DN)																		Imperial Sizes													
Pipe Classification		100	125	150	175	180	200	225	250	300	350	360	375	400	450	500	525	600	3	5	7	8	9	10	12	15	18						
*HepSleeve/HepSeal Densleeve/Denseal		130-133		186-190				269-278		364-380			451	480-492	542-544	602-610		716	98	156	213	238	268	295	356	445	533						
SuperSleeve/SuperSeal		122		178				263		357								716															
Concrete	F.P McCann									416			501		586		681	776															
	Stanton Bonna									410			485		578		669	768															
	CPM							305		410			490		575		670	770															
	Asbestos Cement L	125		182	208		232	260	288							547																	
Asbestos Cement M										339			423	437	484	551																	
Asbestos Cement H										246			429	440	490	559																	
PVCu EN1401		110		160			200		250	315				400	450	500		630															
Ultra-Rib				170		200		250		335		400																					
Quantum Highway/Sewer				160				250		330																							
Ridgidrain		118		178				266		354			435	460	514	571		675															
Polysewer/Ridgisewer				160				250		330				457	511	568		672															
ABS		114.3		168.3	200		219.1		280	315									89	140		219		273	323								
Ductile Iron BSEN598		118		170			222		274	326	378			429		560				148													
Cast Iron BS437 (Drain)		114		173				256																									
Cast Iron BS416 (Soil)		119																															
Cast (Spun) Iron BS1211 (A,B)		121.9	149.9	177.3	204.7		232.2	259.1	286	333.8	386.6														333.8	413	492.3						
Cast (Spun) Iron BS1211 (C,D)		121.9	149.9	177.3	204.7		232.2	259.1	286	345.4	399.3														345.4	426.2	453.1						
Grey Iron BS4622		118		170			222		274	326				429	480	532																	
Stainless Steel		110		160																													
Pitch Fibre		125		181	238																												
Polyethylene		111	126	161		181	201	226	251	317	357			402	453	503																	
Twinwall - PP/PE		119	150	178			235	268		355			429	455	514	572		683															
Corrugated PVCu		110		170			250																										



# Connection Table

Sales Order Hotline  
0800 334 5547

	4"/100mm HepSleeve/ Densleeve	4"/100mm SuperSleeve/ SuperSeal	6"/150mm HepSleeve/ Densleeve	6"/150mm SuperSleeve/ SuperSeal	9"/225mm HepSeal/ HepSleeve Densleeve	9"/225mm SuperSleeve/ SuperSeal	12"/300mm HepSeal/ HepSleeve Densleeve	12"/300mm SuperSleeve/ SuperSeal	110mm PVC-U BSEN1401	160mm PVC-U BSEN1401	200mm SewerDrain/ PVC-U BSEN1401	250mm SewerDrain/ PVC-U BSEN1401	315mm SewerDrain/ PVC-U BSEN1401	150mm UltraRib	225mm UltraRib	300mm UltraRib	150mm Twinwall*	225mm Twinwall*	300mm Twinwall*
4"/100mm HepSleeve/ Densleeve	VSC137 / VDC135	VSC137 / VDC135	VAC1923	VAC1923					VAC4000		VAC2000			VAC1703			VAC1603		
4"/100mm SuperSleeve/SuperSeal	VSC137 / VDC135	VSC120	VAC1922	VAC1922					VAC4000										
6"/150mm HepSleeve/ Densleeve	VAC1923	VAC1922	VSC200 / VDC195	VSC200 / VDC195	VAC9001	VAC2655			VAC1922	VAC6000	VSC200	VAC2655	VAC3205		VAC2655			VAC2655	** VSC360 + Bushes
6"/150mm SuperSleeve/SuperSeal	VAC1923	VAC1922	VSC200 / VDC195	VSC200 / VDC185		VAC2655			VAC1922										
9"/225mm HepSeal/ HepSleeve Densleeve			VAC9001		VSC290	VSC290		VAC3609		VAC2904	VAC9001	VAC2908	VAC3209			VAC3609	VAC2904		VAC3609
9"/225mm SuperSleeve/SuperSeal			VAC2655	VAC2655	VSC290	VSC275 / VDC275	VAC3858	VAC3608		VAC2654	VAC2656	VSC265	VAC3208	VAC2754	VSC265	VAC3608	VAC2654	VSC265	
12"/300mm HepSeal/ HepSleeve Densleeve					VAC3859	VAC3858	VSC385	VSC385				VAC3858	VAC3850		VAC3858			VAC3858	
12"/300mm SuperSleeve/SuperSeal					VAC3609	VAC3608	VSC385	VSC385				VAC3608	VAC3600		VAC3608			VAC3608	
110mm PVC-U BSEN1401	VAC4000	VAC4000	VAC1922	VAC1922					VSC115 / VDC115	VAC1602					VAC1702				
160mm PVC-U BSEN1401			VAC6000		VAC2904	VAC2654			VAC1602	VSC165 / VDC165	VAC2001	VAC2654	VAC3204	VSC175 / VDC175	VAC2654			VAC2654	
200mm SewerDrain/ PVC-U BSEN1401	VAC2000		VSC200		VAC2956	VAC2656				VAC2001	VSC215 / VDC215	VAC2656		VAC6000	VAC2656	VAC3351		VAC2656	**VSC360 + Bushes
250mm SewerDrain/ PVC-U BSEN1401			VAC2655		VAC2908	VSC265	VAC3858	VAC3608		VAC2654	VAC2656	VSC250	VAC3208	VAC2655	VSC250			VSC250	
315mm SewerDrain/ PVC-U BSEN1401			VAC3205		VAC3209	VAC3208	VAC3850	VAC3600		VAC3204		VAC3208	VSC320	VAC3205	VAC3208			VAC3208	
150mm UltraRib	VAC1703		VAR1500			VAC2754			VAC1702	VSC175 / VDC175	VAC6000	VAC2655	VAC3205	VSC175 / VDC175	VAC2655		VSC175 / VDC175	VAC2655	
225mm UltraRib			VAC2655		VAR2250	VSC265	VAC3858	VAC3608		VSC3654	VAC2656	VSC250	VAC3208	VAC2655	VSC250			VSC250	
300mm UltraRib						VAC3609	VAC3608	VAR3000			VAC3351					VSC335			**VSC360 + Bush
150mm Twinwall*	VAC1603					VAC2904	VAC2654							VSC175 / VDC175			VSC165 / VDC165	VAC2654	
225mm Twinwall*			VAC2655				VSC265	VAC3858	VAC3608		VSC2654	VAC2656	VSC250	VAC3208	VAC2655	VSC250		VAC2654	VSC250
300mm Twinwall*			VAC3351			VAC3609					VAC3351						**VSC360 + Bush	VAC3608	VSC360



Standard Couplings

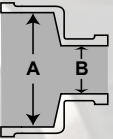
<b>VSC120</b> □ 110mm pvcu □ 100mm cast iron (bs416) □ 100mm stainless steel □ 100mm cast iron (bs437) □ 100mm ductile iron □ 100mm supersleeve (see also vsc 137)	<b>VSC137</b> □ 100mm (4") salt glazed ware □ 100mm vitrified clay □ 100mm supersleve □ 100mm pitch fibre □ 100mm asbestos cement	<b>VSC165</b> □ 160mm pvcu □ 150mm cast iron (smu/ensign/ sml) □ 150mm stainless steel □ 160mm polyethylene	<b>VSC175</b> □ 160mm pvcu □ 150mm ductile iron □ 150mm cast iron (bs416) □ 150mm cast iron (bs437) □ 150mm stainless steel □ 150mm ultra-rib □ 150mm quantum	<b>VSC200</b> □ 150mm (6") salt grazed ware □ 150mm vitrified clay □ 150mm supersleve □ 150mm concrete □ 150mm asbestos cement □ 150mm pitch fibre □ 180mm ultra-rib □ 200mm pvcu	<b>VSC225</b> □ 200mm ductile iron □ 200mm cast iron (bs416)	<b>VSC250</b> □ 175mm pitch fibre □ 200mm vitrified clay □ 200mm asbestos cement □ 225mm ultra-rib □ 225mm quantum □ 250mm pvcu	<b>VSC265</b> □ 225mm asbestos cement □ 225mm ductile iron □ 250mm cast iron □ 225mm supersleve	<b>VSC275</b> □ 225mm supersleve □ 250mm cast iron □ 250mm ductile iron
<b>VSC290</b> □ 225mm (9") salt glazed ware □ 225mm vitrified clay □ 225mm concrete (o.d – up to 290mm) □ 250mm asbestos cement □ 250mm ductile iron	<b>VSC310</b> □ 225mm concrete (o.d – over 290mm)	<b>VSC320</b> □ 315mm pvcu	<b>VSC335</b> □ 300mm ductile iron □ 300mm cast iron	<b>VSC345</b> □ 300mm asbestos cement □ 300mm ultra-rib □ 300mm quantum □ 300mm ductile iron	<b>VSC385</b> □ 300mm (12") salt glazed ware □ 300mm vitrified clay □ 300mm concrete (o.d – up to 385mm) □ 300mm supersleve	<b>VSC410</b> □ 300mm concrete (o.d – over 385mm) □ 400mm pvcu	<b>VSC425</b> □ 300mm concrete (o.d – over 405mm)	<b>VSC430</b> □ 400mm ductile iron □ 375mm asbestos cement
<b>VSC445</b> □ 375mm asbestos cement □ 400mm ductile iron □ 400mm cast iron	<b>VSC465</b> □ 375mm (15") salt glazed ware □ 375mm vitrified clay □ 375mm concrete (o.d – up to 465mm) □ 400mm asbestos cement □ 450mm pvcu	<b>VSC490</b> □ 375mm concrete (o.d – over 456mm up to 490mm) □ 450mm ductile iron □ 450mm asbestos cement	<b>VSC510</b> □ 375mm concrete (o.d – over 490mm up to 510mm) □ 400mm vitrified clay	<b>VSC525</b> □ 375mm concrete (o.d – over 510mm up to 525mm)	<b>VSC560</b> □ 375mm (18") salt glazed ware □ 450mm vitrified clay □ 450mm concrete (o.d – up to 560mm) □ 500mm asbestos cement	<b>VSC580</b> □ 450mm concrete (o.d – over 560mm up to 580mm)	<b>VSC600</b> □ 450mm concrete (o.d – over 580mm up to 600mm)	

Drain Couplings

<b>VDC115</b> □ 110mm pvcu □ 100mm cast iron (soil) (smu/ensign/sml) □ 100mm stainless steel □ 100mm twin walled plastic □ 110mm twin walled plastic	<b>VDC125</b> □ 100mm supersleve □ 100mm cast iron (drain) □ 100mm ductile iron □ 100mm grey iron □ 100mm asbestos cement □ 100mm pitch fibre □ 100mm twin walled plastic	<b>VDC135</b> □ 100mm supersleve □ 100mm (4") salt glazed ware □ 100mm vitrified clay □ 100mm pitch fibre □ 100mm asbestos cement	<b>VDC150</b> □ 125mm cast iron (soil) □ 125mm twin walled plastic	<b>VDC165</b> □ 160mm pvcu □ 150mm cast iron (smu/ensign/sml) □ 150mm stainless steel □ 160mm polyethylene	<b>VDC175</b> □ 160mm pvcu □ 150mm ductile iron □ 150mm cast iron (bs416) □ 150mm cast iron (bs437) □ 150mm stainless steel □ 150mm ultra-rib □ 150mm quantum	<b>VDC185</b> □ 150mm supersleve □ 150mm pitch fibre □ 150mm asbestos cement □ 150mm twin walled plastic	<b>VDC195</b> □ 150mm supersleve □ 150mm (6") salt glazed ware □ 150mm vitrified clay □ 150mm concrete □ 150mm asbestos cement □ 150mm pitch fibre
--	--	--	--	---	--	--	--

Universal Adaptors

← A → VAC4000 B →	← A → VAC6000 B →	← A → VAC9001 B →
□ salt glazed ware (4") 100mm □ vitrified clay 100mm □ supersleve 100mm □ pitch fibre 100mm □ 100mm ductile iron □ asbestos cement 100mm	□ 110mm pvcu □ 100mm cast iron (soil & drain) □ 100mm cast iron (smu/ensign/ sml) □ 100mm ductile iron □ 100mm stainless steel □ 100mm supersleve	□ salt glazed ware (6") 150mm □ vitrified clay 150mm □ supersleve 150mm □ pitch fibre 150mm □ asbestos cement 150mm □ concrete 150mm □ ultra-rib 180mm □ pvcu 200mm
	□ 160mm pvcu □ 150mm cast iron (soil & drain) □ 150mm cast iron (smu/ensign/ sml) □ 150mm ductile iron □ 150mm stainless steel □ 150mm ultra-rib	□ 150mm vitrified clay □ 150mm pitch fibre □ 150mm asbestos cement □ 150mm concrete □ 180mm mdpe □ 180mm ultra-rib □ 200mm pvcu □ 200mm mdpe



Drainage Adaptors

← A → VAC1001 B →	← A → VAC1002 B →	← A → VAC1221 B →	← A → VAC5144 B →	← A → VAC1361 B →	← A → VAC1362 B →
□ pvcu 110mm □ cast iron (soil) 100mm □ cast iron (smu/ensign/ sml) 100mm □ stainless steel 110mm	□ 40-50mm pvcu □ 40-50mm polypropylene □ 40-50mm abs	□ pvcu 110mm □ cast iron (soil) 100mm □ cast iron (smu/ensign/ sml) 100mm □ stainless steel 110mm	□ 50mm (2") polypropylene □ 50mm (2") abs □ 50mm (2") cast iron (soil)	□ pvcu 110mm □ cast iron (soil & drain) 100mm □ cast iron (smu/ensign/ sml) 100mm □ ductile iron 100mm □ supersleve 100mm	□ 82mm (3") pvcu □ 75mm cast iron (soil & drain) □ 75mm cast iron (smu/ensign/ sml) □ 75mm ductile iron □ stainless steel 100mm □ 70mm cast iron (smu/ensign/sml)
		□ 82mm (3") pvcu □ 75mm cast iron (soil & drain) □ 75mm cast iron (smu/ensign/ sml) □ 75mm ductile iron □ stainless steel 100mm □ 70mm cast iron (smu/ensign/sml)	□ pvcu 110mm □ ductile iron 100mm □ cast iron (soil & drain) 100mm □ cast iron (smu/ensign/ sml) 100mm □ ductile iron 100mm □ supersleve 100mm □ asbestos cement 100mm	□ 100mm cast iron (soil) □ 100mm cast iron (smu/ensign/sml) □ 100mm stainless steel □ 110mm pvcu	□ supersleve 100mm □ vitrified clay 100mm □ asbestos cement 100mm □ cast iron (smu/ensign/ sml) 125mm
		□ 100mm cast iron (soil) □ 100mm cast iron (smu/ensign/sml) □ 100mm ductile iron □ 100mm stainless steel □ 110mm supersleve			□ 82mm (3") pvcu □ 75mm cast iron (soil & drain) □ 75mm cast iron (smu/ensign/ sml) □ 75mm ductile iron □ 70mm cast iron (smu/ensign/sml)
					□ supersleve 100mm □ vitrified clay 100mm □ asbestos cement 100mm □ cast iron (smu/ensign/ sml) 125mm
					□ 100mm cast iron (soil) □ 100mm cast iron (smu/ensign/sml) □ 100mm stainless steel □ 110mm pvcu
← A → VAC1602 B →	← A → VAC1922 B →	← A → VAC1923 B →	← A → VAC1924 B →	← A → VAC2908 B →	
□ pvcu 160mm □ cast iron (smu/ensign/ sml) 150mm □ stainless steel 150mm	□ 110mm pvcu □ 100mm cast iron (soil & drain) □ 100mm cast iron (smu/ensign/sml) □ 100mm ductile iron □ 100mm stainless steel □ 110mm supersleve	□ vitrified clay (s.g.w) 150mm □ supersleve 150mm □ ultra-rib 150mm □ ductile iron 150mm □ cast iron (drain) 150mm □ asbestos cement 150mm □ pitch fibre 150mm □ twin walled plastic 150mm	□ 110mm pvcu □ 100mm cast iron (soil & drain) □ 100mm □ 100mm ductile iron (smu/ensign/sml) □ 100mm ductile iron □ 100mm stainless steel □ 100mm supersleve	□ vitrified clay (s.g.w) 150mm □ supersleve 150mm □ ultra-rib 150mm □ ductile iron 150mm □ cast iron (drain) 150mm □ asbestos cement 150mm □ pitch fibre 150mm □ twin walled plastic 150mm	□ 160mm pvcu □ 150mm cast iron (smu/ensign/sml) □ 150mm stainless steel
		□ 100mm supersleve □ 100mm vitrified clay □ 100mm asbestos cement □ 125mm cast iron (smu/ensign/sml)	□ vitrified clay (s.g.w) 150mm □ supersleve 150mm □ ultra-rib 150mm □ ductile iron 150mm □ cast iron (drain) 150mm □ asbestos cement 150mm □ pitch fibre 150mm □ twin walled plastic 150mm	□ salt glazed ware (9") 225mm □ vitrified clay 225mm □ ductile iron 250mm □ mdpe 280mm	□ 200mm vitrified clay □ 225mm asbestos cement □ 225mm ultra-rib □ 225mm ductile iron □ grey iron 250mm □ 225mm cast iron (drain) □ 250mm pvcu □ 250mm mdpe

Standards

Products

**BS EN 295:2013**  
Company licence number KM 560418  
Type 2B Standard Couplings (VSC and VLC) Type 1 Drain couplings (VDC)  
Adaptor couplings (VAC) Bushes (VBC)  
Extra Wide Couplings (VSCW and VLCW)

**WIS 4-41-01**  
Company licence number KM 560419  
Standard Couplings and Bushes to 600mm diameter (VSC and VBC)

International accreditation

DIBT/MPA (Germany), VA (Scandinavia), WSAA (Australasia)

Complies to BS EN 16397

Site Testing Specifications

VIPSeal™ standard, extra wide, wraparound, adaptor and drain couplings are designed to withstand air and water tests in the construction and testing of drains and sewers as specified in **BS EN 1610**. These tests are required as part of sewers for Adoption (7th Edition) and Approved Document H of the Building Regulation April 2002.

*Note: When used in conjunction with a water test, the end stopper should be securely braced.*

Designed for life

When installed correctly VIPSeal™ couplings have a design life of 100 years – exceeding that of the pipe. They are suitable for use above and below ground usually without additional protection due to the high quality of materials used in their manufacture. In certain circumstances where high levels of chloride or contaminated ground are present, either a protective tape or a coupling made from 1.4401(316) grade stainless steel will give satisfactory protection. (Please contact our technical team for further information).



Sealing System

In order for a coupling to perform well it needs to maintain an adequate sealing pressure between the coupling and the pipe. This is necessary to resist internal and external hydrostatic pressure as well as root intrusion. With VIPSeal™, this is achieved by a relatively simple system of applying pressure to the elastomeric sleeve through the use of tension bands . The use of a heavy duty single or multiple worm drive allows the radial sealing force to be equally spread around the circumference ensuring optimum sealing performance.

VIP-Polymers Ltd

VIP Polymers Ltd operates a Quality Management System which complies with the requirements of **BS EN ISO 9001:2008**. Company certificate number FM01685.

Certified to **BS EN ISO 14001:2015**. Company certificate number EMS680793.

VIP Seal™

The elastomeric rubber used in VIPSeal™ couplings complies and is kitemarked to guidelines for pipework and pipelines under **BS EN 681 Part1:1996**. Company licence number KM 07729.





# Ordering & Delivery

Our next day delivery service uses overnight carrier services direct from our factory with a choice of timeslots to suit your project needs. Alternatively, VIPSeal™ products can be collected from stockists and distributors in your area.

**A same day despatch service is also available for emergency repairs anywhere in the UK.**

Sales Order Hotline  
**0800 334 5547**

Fax  
**0800 334 5548**

Email  
***sales@vipseal.co.uk***

